

Recoil

coverstock

MACE

core

Part Number
60-105214-93X

Coverstock
Recoil Reactive
2-Color Solid
Black / Silver
Hardness: 75-76

Factory Finish
1,000 Micro pad

Core Dynamics @ 16#
Two-component
Asymmetrical Core
RG max: 2.530
RG int: 2.500
RG min: 2.474
RG diff: 0.056
RG asym: 0.030
Average RG: 2.8 of 10

Performance
Hook Potential: 170
Length: 100
Typical Breakpoint
Shape: 85
Chart Position: S - 5

Available Weights
12-16 Pounds

Coverstock: Introducing **Recoil™** coverstock the next extension in Brunswick coverstock technology. **Recoil** is an evolutionary coverstock developed by Brunswick to improve the mid-lane and backend traction of the ball on today's slicker oils and lane surfaces. The **Recoil** coverstock was discovered through testing of new formulation additives and process changes in coverstock manufacturing.

Core: M.A.C.E. – Mechanical Asymmetric Core Engineering. The **MACE™** core has three major benefits, Ultra Low RG core system to engage the **Recoil** coverstock, High RG differential to aid in traction through heavy oil and High RG asymmetric differential to quicken the response time to friction. Designed as a two component elliptical core system, the **MACE** core is dynamically the strongest asymmetric core ever produced for a Brunswick ball.

Ball Motion: The **Siege™** unites the new **Recoil** coverstock and the **MACE** core to produce a ball motion that is both aggressive in the oil and aggressive on the backend. The **Siege** is your ball when your game needs help battling heavy oil conditions and poor pin action.

Seize the lanes, Conquer the pins, Defeat your opponent!!

Micro Finishing Pads: Micro finishing pads have revolutionized the bowling industry by creating smooth surface finishes that many bowlers would assume are polished with a wax or similar compound. The benefit to the bowler is these finishes create length similar to balls coated with compound finishes, but are better able to handle today's thicker oils and carrydown. The **Siege** is finished with 1000-grit micro pads driven by the new Haus high speed bowling ball resurfacing machine.

Reaction Characteristics

Out of the Box: With its 1000-grit micro pad finish, the **Siege** will provide excellent mid-lane recovery and a strong continuous backend reaction that matches up on medium to oily lane conditions for a wide range of bowling styles.

If your Siege goes too long: A smooth surface will sometimes cause the ball to go too long before breaking. To get your **Siege** rolling sooner, dull the surface with a 500-grit micro pad. To further increase hooking action, use a rougher abrasive to create an earlier reaction.

If your Siege hooks too early: Smooth your **Siege** with 2000-grit micro pad to increase the length. If more length is needed smooth the surface to 4000-grit micro pad. If more length is still desired use Brunswick's Factory Finish High Gloss Polish to increase length to the maximum.

Reaction Setup: The **Siege** can be drilled using the standard drilling techniques developed for asymmetric bowling balls. Please visit www.brunswickbowling.com/balls to view the drilling instructions for specific reaction characteristics and layout details.

For the most up to date Product Line Information go to www.brunswickbowling.com

Maintaining Your Ball Reaction

Brunswick recommends the following procedures to maintain and restore the reaction characteristic of your Brunswick bowling balls:

- Clean your Brunswick ball with **Brunswick Remove All** or similar ball cleaner after every use to reduce oil absorption.
- If you think your Brunswick ball has lost some of its "Out of the Box" reaction, restore the ball to its original factory finish listed on the product information sheet. This is especially important for balls that are highly sanded or polished. Sand to 400-grit then use **Brunswick's Factory Finish High Gloss Polish** to restore the original factory finish on high gloss polish balls. Sand to 220-grit then use **Brunswick's Factory Finish Rough Buff** to restore the original factory finish on rough buff balls. For dull balls, wet sand with the sandpaper listed on the product information sheet.
- If there is a visible track on your ball have your Pro Shop use a Haus or similar resurfacing machine to remove the track then restore the ball to its original factory finish. This service is available, for a fee, at many Pro Shops.
- If your ball has more than 50 games on it, you may be able to increase mid-lane and back-end hooking action by removing oil from the coverstock. Remove the oil from the ball by gently warming it with either the **Revivor** or **Rejuvenator** Pro Shop devices that have been designed for this purpose. The service is available, for a fee, at many Pro Shops. Brunswick testing has shown that by combining the restoration of the factory finish, resurfacing of the track and oil removal, your Brunswick ball can maintain its original "Out of the Box" reaction for hundreds of games.
Do not use a home oven to remove oil. Temperatures cannot be adequately controlled and the ball may crack.
- Absorbent materials sold by other bowling ball manufacturers to remove oil can also be used on Brunswick bowling balls. Information to date seems to indicate that absorbent materials have a more limited ability to remove oil than warming. You may be disappointed with results on heavily oil soaked balls.

Note: Oil soaked balls tend to traction less in the oil and respond less to the dry boards on the lane. If you are matching-up using an oil soaked ball on wet/dry or broken down lane conditions, removing the oil from the ball will significantly change your match-up and possibly create undesirable over reactions.

Ball Comparisons

Want to compare the performance of this ball to other Brunswick balls?






Go to our website at www.brunswickbowling.com. Click on **Balls**, then click on **Pro Shop Information**.

This page contains a link to the **Brunswick Ball Comparison Chart**. This chart allows you to see, at a glance, the performance of all Brunswick balls relative to each other, defined by their **Hook Potential** and **Arc Characteristics**. There's even an essay to help explain and guide you through the chart.

Lightweight Engineering

At Brunswick, the unique core shape of each individual ball is used for weights from 14 to 16 pounds.

This approach to lightweight ball engineering provides bowlers with consistent ball reaction characteristics across this weight range. At 12 & 13 pounds, Brunswick uses a generic core shape with a RG-differential That is close enough to the 14-16 pound shape so that the same drilling instructions can be used.

Weight	16#	15#	14#	13#	12#	11#	10#
Core Shape						Not Available	Not Available
RG-max.	2.530	2.546	2.566	2.632	2.655		
RG-Int.	2.500	2.516	2.537	2.621	2.644		
RG-min.	2.474	2.490	2.510	2.589	2.612		
RG-diff.	0.056	0.056	0.056	0.043	0.043		
RG-Asy.	0.030	0.030	0.029	0.011	0.011		

For the most up to date Product Line Information go to www.brunswickbowling.com